

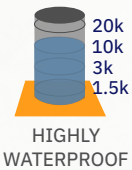
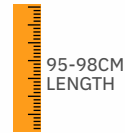
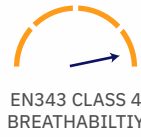
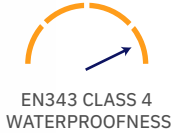
CLOVELLY



BREATHABLE EXECUTIVE ANORAK (ECOVIZ®)
CODE: A04-Y/NV-LEO

WHY THE CLOVELLY?

Crafted from a waterproof, wind-proof and breathable Ecoviz® 10K recycled fabric, the Clovelly provides excellent protection from the elements in all weather conditions. An interactive YKK® zip allows you to layer up and layer down when the temperature changes.



FEATURES

- > Ecoviz® 10K 2-layer 300D laminated recycled polyester
- > Interactive YKK® zip
- > Mesh-lined body and sleeves
- > Concealed lined hood
- > V shaped drop tail back
- > Internal lower zipped pocket
- > Full length Velcro fastened double storm flap
- > Large internal tablet pocket

- > Interacts with Leo bodywarmer, softshell and fleece jacket
- > Shaped high collar
- > Lycra storm cuff with stay-put thumbholes
- > Large Velcro fastened front pockets




FABRIC
Ecoviz 10K laminated polyester



TAPE
Retromax® reflective tape

| SIZE | S | M | L | XL | XXL | 3XL | 4XL | 5XL | 6XL |
|-------------------|-------|--------|---------|---------|---------|---------|---------|---------|---------|
| CHEST TO FIT (CM) | 86-94 | 94-102 | 102-110 | 110-118 | 118-126 | 126-134 | 134-142 | 142-150 | 150-158 |



TORRINGTON

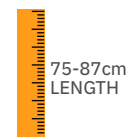


BODYWARMER (ECOVIZ®)

CODE: BW01-Y-LEO

WHY THE TORRINGTON?

The snug fit, warm quilt lining and elasticated arm-hole draft defenders ensure you stay warm, a host of storage pockets make the Torrington as practical as it is versatile.



TABLET
POCKET



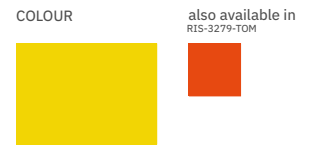
QUILT LINING



WATER
REPELLENT

FEATURES

- > 300D Ecoviz® recycled polyester
- > Hand-warmer pockets
- > Front storage pockets
- > Internal zipped wallet pocket
- > Elasticated arm hole (draught defenders)
- > Shock cord hem-adjuster
- > Grey trim



FABRIC
300D Recycled polyester



TAPE
Retromax®+ reflective tape



| SIZE | S | M | L | XL | XXL | 3XL | 4XL | 5XL | 6XL |
|-------------------|-------|--------|---------|---------|---------|---------|---------|---------|---------|
| CHEST TO FIT (CM) | 86-94 | 94-102 | 102-110 | 110-118 | 118-126 | 126-134 | 134-142 | 142-150 | 150-158 |