



SAFETY HELMET WEAR AND CARE GUIDE

FITTING

Every safety helmet should be adjusted so that it is snug fit to each individual's head. A too tightly fitting helmet will cause discomfort to the wearer, where as one that fits too loosely may not provide adequate protection in the event of an accident occurring.

MARKING

The material used for the helmet shell has been specifically chosen for its shock absorption, impact properties and for its durability. It can, however, be sensitive to chemical attack. For this reason, it is recommended that helmets are not painted, should not be marked with felt tip pens and do not have decals or labels applied*.

Centurion Helmets that have been Pad Printed by us use thoroughly researched compounds which have no long-term effect on the properties of the helmet.

*Certain labels have adhesive that do not affect the protective properties of the shell material. We offer a free of charge service to test the adhesive labels in our laboratory to check if their suitability on our helmets.

STORAGE

The helmet can be stored in its original transport carton at storage temperature (5°C to 30°C) in the dark, for up to 5 years from date of manufacture (without effecting the 'in-use' lifetime.)

Exceeding 5 years storage will reduce its 'in-use' lifetime accordingly. Storage in direct sunlight, extreme temperature and in a fashion that is liable to distort the shell is not recommended. This will reduce the helmet lifetime.

CLEANING

Should a safety helmet require cleaning, we would advise that it is cleaned with warm soapy water and a soft cloth. Any helmet which does not come clean with this treatment should be replaced.

Do not attempt to clean a helmet with solvents or abrasives.

LIFETIME OF A HELMET

The helmet has an 'in-use' life of up to 5 years from the date of issue to user (i.e. Removal from storage.) It is recommended that after 5 years use the helmet is destroyed. Excessive wear & tear and use in extreme environments can considerably reduce the life span of the product.

An 'in-use' life statement from a manufacturer is purely a recommendation for guidance and good practice. However, Centurion has done substantial testing on helmets over the year, researching the effects of the helmets raw materials, including its UV stabilising properties and are very confident in quoting the 5 year period.

The date of manufacture is moulded into the helmet - the year is detailed i.e. 24=2024, the inner circle denotes the year of manufacture and the outer circle denotes the quarter.

Depending on the helmet type, the date of manufacture can be engraved in a different location.



DATE OF ISSUE

Centurion also supply a label inside the helmet which includes the 'date of issue' for the wearer or employer to complete.








Users must read the helmet's instructions before use, as they provide crucial details on proper fitting, safety features, and maintenance.

Ignoring these guidelines can reduce the helmet's effectiveness, increasing the risk of injury. Following the instructions ensures the helmet offers maximum protection and performance.

WEAR & CARE CHECKLIST

✓ CHECKLIST

1.  Check the helmet is comfortable and snug on wearer's head. Make sure it's not loose. _____
2.  Check for deep scuffs or scratches. _____
3.  Check Chinstrap is in good condition. _____
4.  Should be no unchecked stickers or pen on helmet. _____
5.  Check your date of manufacture (Centurion 5+5). _____
6.  When helmet is not being used place helmet in helmet bag or store somewhere safe. _____



