







The
Safety Supply
Company

How to find your size Trousers and Bib & Brace

- 1) measure waist while wearing underwear (A)
- 2) measure distance between crotch and below the ankle (B)
- 3) Look for the appropriate OREGON® trousers or Bib & Brace size in the below sizing chart.



"A" cm	"B" cm	OREGON® Size	 Size	 Size	 Size	 Size	OREGON® Trousers	OREGON® Bib & Brace
76 - 88	79	S	42/44	38 - 44	30 - 34		295400/S	295410/S
90 - 94	80	M	46/48	45 - 47	35 - 37		295400/M	295410/M
96 - 100	81	L	50/52	48 - 50	38 - 39		295400/L	295410/L
102 - 106	82	XL	54/56	51 - 53	40 - 42		295400/XL	295410/XL
108 - 112	83	XXL	58/56	54 - 56	43 - 44		295400/2XL	295410/2XL
114 - 118	84	XXXL	62/64	57 - 59	45 - 46		295400/3XL	295410/3XL

Longer leg trousers and Bib & Brace are available on request

