

Periodic inspections

The safety harness must be inspected at least once every 12 months from the date of first use. Periodic inspections must only be carried out by a competent person who has the knowledge and training required for personal protective equipment periodic inspections. Depending upon the type and environment of work, inspections may be needed to be carried out more frequently than once every 12 months. Every periodic inspection must be recorded in the Identity Card of the equipment.

Maximum lifespan of the equipment

The maximum lifespan of the harness is 10 years from the date of manufacture. The harness must be withdrawn from use immediately and destroyed when it has been used to arrest a fall or it fails to pass inspection or there are any doubt as to its reliability.

ATTENTION: The harness maximum lifetime depends on the intensity of usage and the environment of usage. Using the harness in rough environment, marine environment, contact with sharp edges, exposure to extreme temperatures or aggressive substances, etc. can lead to the withdrawal from use even after one use.

CONTENT OF HARNESS IDENTITY LABEL

trade mark of the device	P-52PRO	number / year of the European standards the equipment conform	EN 361:2002 EN 358:1999
type of the device	SAFETY HARNESS	month/year of the device manufacture	Date of manufacture: 03/2018
reference number	Ref. AB 152 01	number of the manufacturing series	Serial number: 0000001
size	Size: M-XL	caution: read the manual	
CE marking and number of a notified body controlling manufacturing of the equipment (art. 11)	CE 0082	marking of the manufacturer or distributor	

IT IS THE RESPONSIBILITY OF THE USER ORGANISATION TO PROVIDE THE IDENTITY CARD AND TO FILL IN THE DETAILS REQUIRED. THE IDENTITY CARD SHOULD BE FILLED IN BEFORE THE FIRST USE BY A COMPETENT PERSON, RESPONSIBLE IN THE USER ORGANIZATION FOR PROTECTIVE EQUIPMENT. ANY INFORMATION ABOUT THE EQUIPMENT LIKE PERIODIC INSPECTIONS, REPAIRS, REASONS OF EQUIPMENT'S WITHDRAWN FROM USE SHALL BE NOTED INTO THE IDENTITY CARD BY A COMPETENT PERSON. THE IDENTITY CARD SHOULD BE STORED DURING A WHOLE PERIOD OF EQUIPMENT UTILIZATION. DO NOT USE THE EQUIPMENT WITHOUT THE IDENTITY CARD. ALL RECORDS IN THE IDENTITY CARD CAN BE FILLED IN ONLY BY A COMPETENT PERSON.

IDENTITY CARD

MODEL AND TYPE OF EQUIPMENT	REF. NUMBER
SERIAL NUMBER	DATE OF MANUF.
USER NAME	
DATE OF PURCHASE	DATE OF PUTTING INTO OPERATION

PERIODIC EXAMINATION AND REPAIR HISTORY


	DATE	REASON FOR ENTRY PERIODIC EXAMINATION OR REPAIR	DEFECTS NOTED, REPAIRS CARRIED OUT AND OTHER RELEVANT INFORMATIONS	NAME AND SIGNATURE OF COMPETENT PERSON	PERIODIC EXAMINATION NEXT DUE DATE
1					
2					
3					
4					



Instruction Manual
READ CAREFULLY BEFORE USE
THE EQUIPMENT

CE 0082

**EN 361:2002
EN 358:1999**



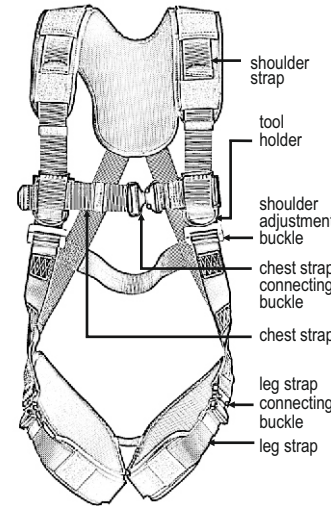
SAFETY HARNESS



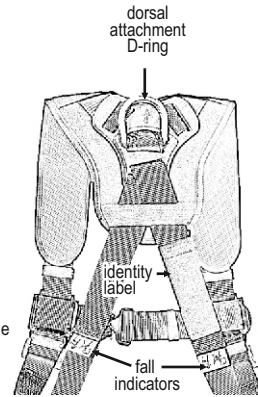
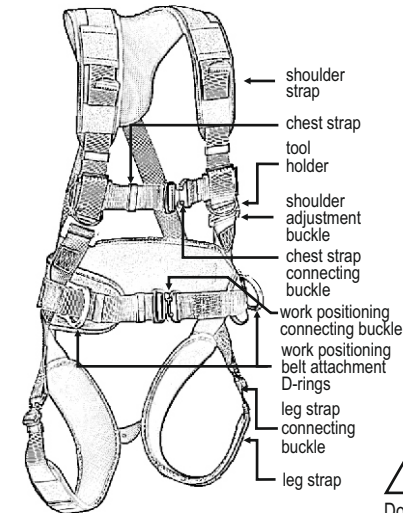
PRO

The safety harnesses P-12PRO/P-22PRO/P-32PRO/P52-PRO are a basic component of personal protective equipment against falls from a height. The harnesses comply with EN 361 (full body harness). The harnesses P-22PRO and P52PRO are equipped additionally with work positioning belt which comply with EN 358 (belts for work positioning and restraint). The harnesses are made of polyamide webbing. The buckles are made of aluminium. The harnesses are made of two sizes: universal M-XL and extra large XXL.

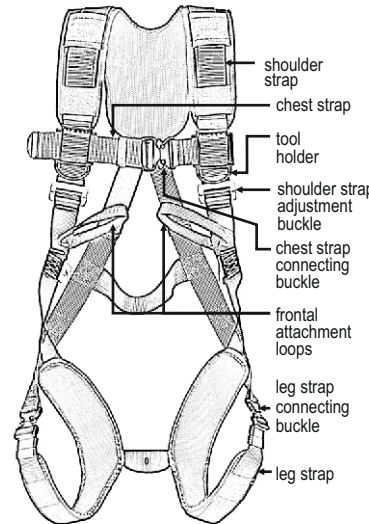
P-12PRO Ref. AB 112 01



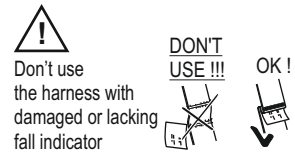
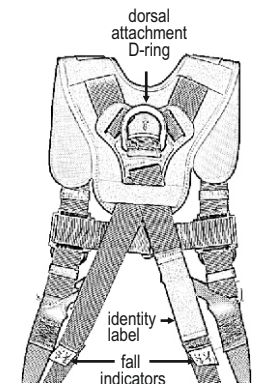
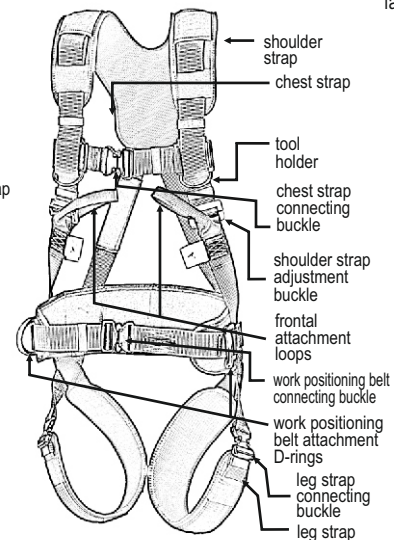
P-22PRO Ref. AB 122 01



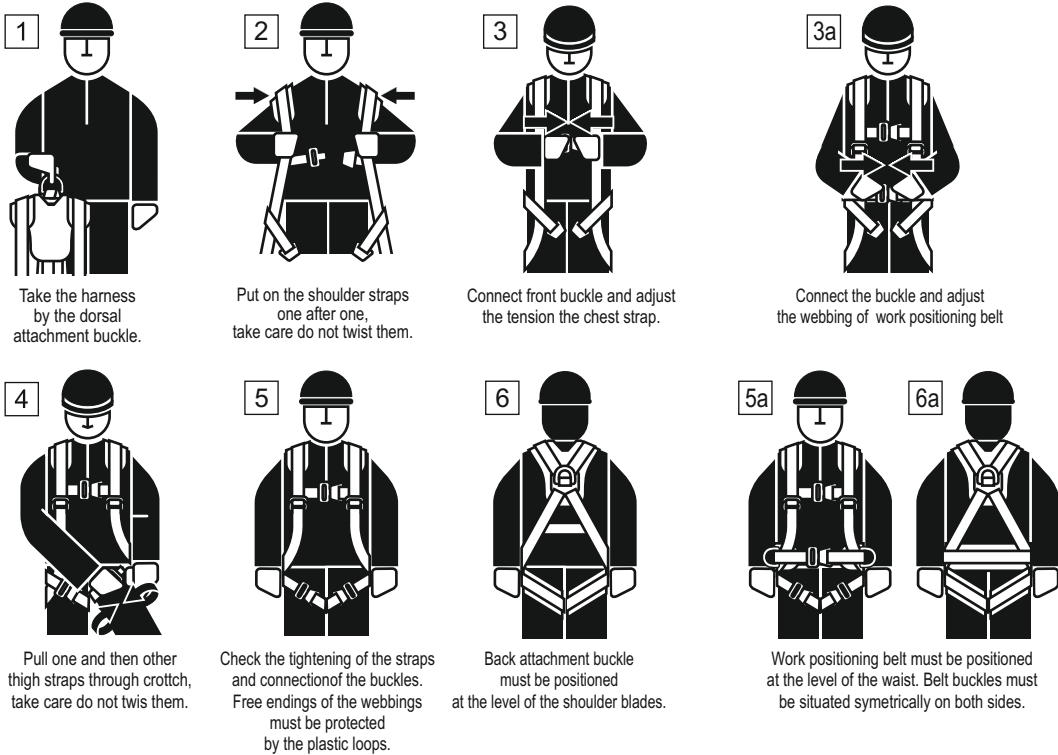
P-32PRO Ref. AB 132 01



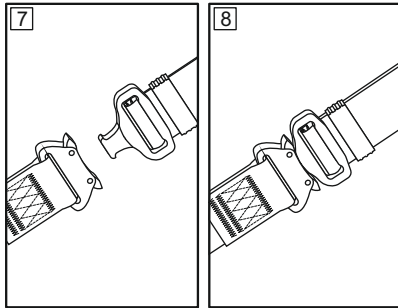
P-52PRO Ref. AB 152 01



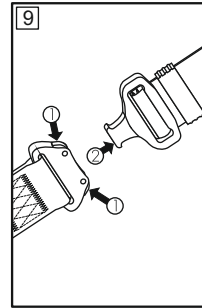
HOW TO PUT ON THE HARNESS



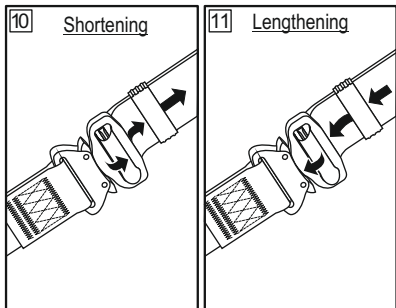
Fastening of the straps



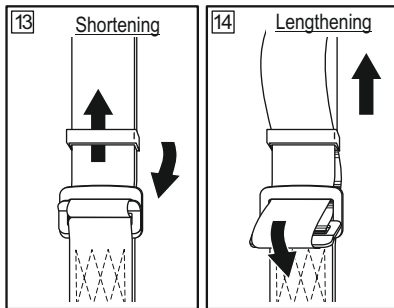
Unfastening of the straps



Adjusting of the tight and belt straps



Adjusting of the shoulder straps

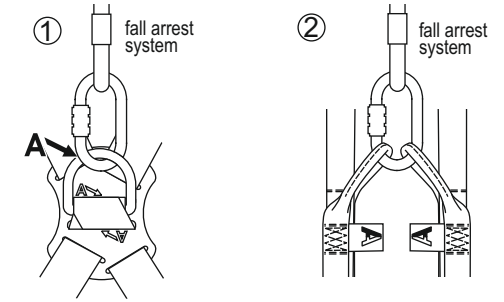


ATTACHING FALL ARREST SYSTEM

Fall arrest system must be attached only to the attachment elements of the harness marked by capital letter A.

Fall arrest system must be attached to the dorsal attachment D-ring (1) or to the frontal attachment loops linked together (2). It's forbidden to attach fall arrest system to the single frontal buckle.

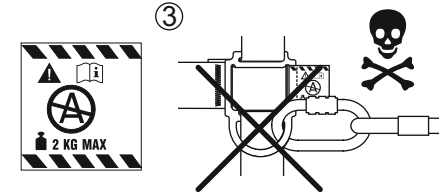
The dorsal attachment D-ring is marked by a capital letter A - marked on the crossing plate with arrows indicating dorsal attachment point. Frontal attachment loops are marked by the labels with a half of letter A sewn near each loop.



ATTENTION!

It's forbidden to attach fall arrest system to the lateral buckles of the work positioning belt. These buckles are destined for use with work positioning systems conformed with EN 358 only.

It's strictly forbidden to attach fall arrest system or work positioning system to the plastic tool hangers on the shoulder straps (3). The maximal, admissible load of this element is 2 kg only. Use only with light, hand tools or small bags.



Using the harness in connection with fall arrest system must be compatible with manual instructions of the fall arrest systems and obligatory standards:

- EN353-1, EN353-2, EN355, EN354, EN360, EN362 - for fall arrest systems.
- EN 795 - for anchor devices.
- EN 341 - for rescue equipment.

THE ESSENTIAL PRINCIPLES FOR USERS OF PERSONAL PROTECTIVE EQUIPMENT AGAINST FALLS FROM A HEIGHT

- personal protective equipment shall only be used by a person trained and competent in its safe use.
- personal protective equipment must not be used by a person with medical condition that could affect the safety of the equipment user in normal and emergency use.
- a rescue plan shall be in place to deal with any emergencies that could arise during the work.
- it is forbidden to make any alterations or additions to the equipment without the manufacturer's prior written consent.
- any repair shall only be carried out by equipment manufacturer or his certified representative.
- personal protective equipment shall not be used outside its limitations, or for any purpose other than that for which it is intended.
- personal protective equipment should be a personal issue item.
- before use ensure about the compatibility of items of equipment assembled into a fall arrest system. Periodically check connecting and adjusting of the equipment components to avoid accidental loosening or disconnecting of the components.
- it is forbidden to use combinations of items of equipment in which the safe function of any one item is affected by or interferes with the safe function of another.
- before each use of personal protective equipment it is obligatory to carry out a pre-use check of the equipment, to ensure that it is in a serviceable condition and operates correctly before it is used.
- during pre-use check it is necessary to inspect all elements of the equipment in respect of any damages, excessive wear, corrosion, abrasion, cutting or incorrect acting, especially take into consideration:
 - in full body harnesses and belts - buckles, adjusting elements, attaching points, webbings, seams, loops;
 - in energy absorbers - attaching loops, webbing, seams, casing, connectors;
 - in textile lanyards or lifelines or guidelimes - rope, loops, thimbles, connectors, adjusting element, splices;
 - in steel lanyards or lifelines or guidelimes - cable, wires, clips, ferrules, loops, thimbles, connectors, adjusting elements;
 - in retractable fall arresters - cable or webbing, retractor and brake proper acting, casing, energy absorber, connector;
 - in guided type fall arresters - body of the fall arrester, sliding function, locking gear acting, rivets and screws, connector, energy absorber;
 - in connectors - main body, rivets, gate, locking gear acting.
- after every 12 months of utilization, personal protective equipment must be withdrawn from use to carry out periodical detailed inspection. The periodic inspection must be carried out by a competent person for periodic inspection. The periodic inspection can be carried out also by the manufacturer or his authorized representative.
- In case of some types of the complex equipment e.g. some types of retractable fall arresters the annual inspection can be carried out only by the manufacturer or his authorized representative.
- regular periodic inspections are the essential for equipment maintenance and the safety of the users which depends upon the continued efficiency and durability of the equipment.
- during periodic inspection it is necessary to check the legibility of the equipment marking.
- it is essential for the safety of the user that if the product is re-sold outside the original country of destination the reseller shall provide instructions for use, for maintenance, for periodic examination and for repair in language of the country in which the product is to be used.
- personal protective equipment must be withdrawn from use immediately when any doubt arise about its condition for safe use and not used again until confirmed in writing by equipment manufacturer or his representative after carried out the detailed inspection.
- personal protective equipment must be withdrawn from use immediately and destroyed (or another procedures shall be introduced according detailed instruction from equipment manual) when it have been used to arrest a fall.
- a full body harness is the only acceptable body holding device that can be used in a fall arrest system.
- the anchor device or anchor point for the fall arrest system should always be positioned, and the work carried out in such a way, as to minimise both the potential for falls and potential fall distance. The anchor device/point should be placed above the position of the user. The shape and construction of the anchor device/point shall not allowed to self-acting disconnection of the equipment. Minimal static strength of the anchor device/point is 10 kN. It is recommended to use certified and marked structural anchor point complied with EN795.
- it is obligatory to verify the free space required beneath the user at the workplace before each occasion of use the fall arrest system, so that, in the case of a fall, there will be no collision with the ground or other obstacle in the fall path. The required value of the free space should be taken from instruction manual of used equipment.
- there are many hazards that may affect the performance of the equipment and corresponding safety precautions that have to be observed during equipment utilization, especially:
 - trailing or looping of lanyards or lifelines over sharp edges,
 - any defects like cutting, abrasion, corrosion,
 - climatic exposure,
 - pendulum falls,
 - extremes of temperature,
 - chemical reagents,
 - electrical conductivity.
- personal protective equipment must be transported in the package (e.g.: bag made of moisture-proof textile or foil bag or cases made of steel or plastic) to protect it against damage or moisture.
- the equipment can be cleaned without causing adverse effect on the materials in the manufacture of the equipment. For textile products use mild detergents for delicate fabrics, wash by hand or in a machine and rinse in water. Plastic parts can be cleaned only with water. When the equipment becomes wet, either from being in use or when due cleaning, it shall be allowed to dry naturally, and shall be kept away from direct heat. In metallic products some mechanic parts (spring, pin, hinge, etc.) can be regularly slightly lubricated to ensure better operation.
- Other maintenance and cleaning procedures should be adhered to detailed instructions stated in the manual of the equipment.
- personal protective equipment should be stored loosely packed, in a well-ventilated place, protected from direct light, ultraviolet degradation, damp environment, sharp edges, extreme temperatures and corrosive or aggressive substances.