

era
5210
FFP2 V NR D



CE EN 149:2001+A1:2009

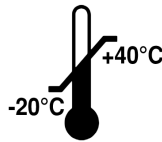
5210 FFP2 V NR D CARBON

- 12 x OEL protection level (According to NPF)
- Fold Flat Design with Exhalation Valve
- Activated Carbon Filter
- CE Certified, NB 2163

Complies with EN 149:2001+A1:2009 standards.



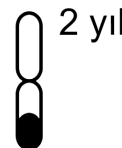
Always read instructions



Storage temperatures



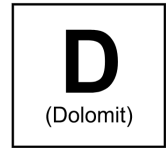
Storage humidity



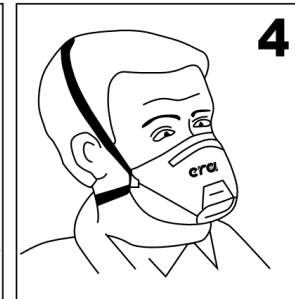
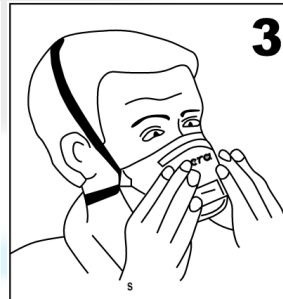
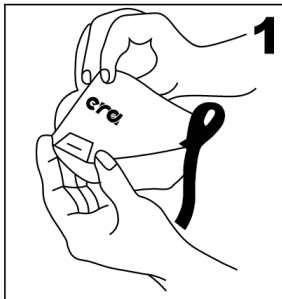
Shelf life



Non-reusable



Dolomite Tested



Description

Disposable masks for respiratory protection against dust particles and/or non-volatile liquid particles.

Certification

This product meets the requirements of EN 149:2001+A1:2009 and is CE-marked in accordance with the requirements of European Directive 89/686/EEC. The EC Type Examination (Article 10) has been issued by Vyzkumny Ustav Bezpecnosti Prace V.V.I., Notified Body number 1024. Monitoring of production and quality control (Article 11B) has been carried out by Universal Certification, Notified Body number 2163. The products are manufactured in an ISO 9001 certified plant.

Instructions for use

- Check the selected mask before usage.
- As in Figure 3, take a breath and test for leaks.
- If there is a leak, perform the reassembly operation as shown in figure 1-2-3-4.
- At least 19.5% oxygen should be present in the usage area. Otherwise, the mask cannot be used.
- Do not use the mask in places such as airless wells, warehouses and warehouses where there is not enough oxygen.
- Masks do not provide protection against gas and steam.
- Immediately replace the mask as soon as there is a significant level of breathing resistance to the working environment.

era
5210
FFP2 V NR D



CE EN 149:2001+A1:2009

5210 FFP2 V NR D CARBON

- 12 x OEL protection level (According to NPF)
- Fold Flat Design with Exhalation Valve
- Activated Carbon Filter
- CE Certified, NB 2163

Complies with EN 149:2001+A1:2009 standards.

Control and Settings

- Choose the most suitable product for your working environment.
- Follow the instructions in the operating instructions specified by the manufacturer.
- Adjust the mask according to how it is used.
- Check that the mask is suitable for your face as shown in figure 3
- In order for the mask to be very good with the user, the user should not have a beard, a moustache and a scar on the face and head.
- In such cases, it will not be appropriate to use the mask as it will leak.

Warnings

- For protection against solids and liquid aerosols.
- Do not use against volatile aerosols.
- Select the appropriate degree of protection.
- Not to be used in explosive areas.
- Single use.
- Must be discarded after use.

Maintenance

- Do not replace or repair any parts on the mask.
- Replace the mask immediately if damaged.
- Do not use products that are out of date.
- Protect the mask from dust and dirt for short use.

Storage

- Keep the mask as supplied by the manufacturer.
- The temperature of the storage area should be between -20° C and + 40° C.