

Elite Compact Task Light

Sales Specification Sheet

Description:

The Elite Compact Task light is a versatile work light ensuring whatever the application the user is faced with Compact will deliver the light where it is needed. Delivering a constant 1400lm at full power up to 2 ½ hrs or 10 hrs on 25% with the high capacity 5.2Ah Li ion battery.

Product Code: LED15WRPL

Availability: September 2021

Specification:


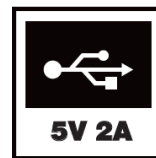
- Twin beam LED technology allowing the user to switch between a 20° spotlight and wide angle 120° task light.
- 1400lm output, half power 700lm and 350lm low power and 400lm spotlight.
- Li Ion 5.2A/h battery, 2 ½ hours at a constant 100%, 5 hours at 50% and 10hrs+ at 25%. 8hrs runtime in spotlight mode.
- Compact and robust design
- 180° Tilting head to ensure light is delivered where it is needed
- Integral magnets within the handle.
- CRI >80 and colour temperature of 6400K
- Fully CE compliant and manufactured to meet IP65 and IK07.

Differentiator:

- Utilising a standard USB type A to type C cable readily available if lost or damaged.
- Battery level indicator
- Magnetic baseplate included.
- All components are manufactured from robust materials to ensure the product performs in the harshest environments.

Technical:

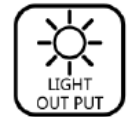
- Voltage – 5Vdc – charge from any type A USB outlet – 2.0A minimum to ensure quick charging
- Weight – 0.4kg
- Dims – 116 x 101 x 42mm (LxHxD)
- Battery – Li Ion 3.7V 5.2AH
- Power setting – 3 (100% 1400lm, 50% 700lm, 25% 350lm)




COB LED



4hrs



1400/700/350 LM



3.7V 5.2AH



5Vdc



2.5-10 hrs



IP65



-20 – +50 °C



Rough Service