

3M 9300 Series Respirator

Data Sheet



Main Features

The advanced 3 panel design of the 3M 9300 series means they are easier to breathe through and not prone to collapse. Being foldable they offer you more convenience than traditional cup shaped respirators. Its features include a headband material which keeps a near constant tension, reducing strap pressure and ensuring a secure fit to the face for a range of head sizes. The patented exhalation valve minimises heat build-up and makes breathing easier and cooler.

Improved comfort is also achieved by using a soft material for sections of the respirator in contact with the skin.

The respirators are individually packed to avoid contamination during storage and the straps are colour coded, making identification easier.

Approvals

The 3M 9300 series has been shown to meet the Basic Safety Requirements under Article 10 and 11A of the European Community Directive 89/686. An EC type examination certificate is in force issued by the British Standards Institute. The product is CE marked.

Materials

The following materials are used in the production of this product:

- Straps - Polyisoprene
- Nose Clip - Aluminium
- Filter - Polypropylene
- Nose Foam - Polyurethane
- Valve - Polypropylene / Natural Rubber

Weight : Unvalved - 10g
: Valved - 15g

Applications

RESPIRATOR INDUSTRY	
9310 9312 FFP1	- Rubber and plastics - Paint manufacture - Construction - Laboratories - Quarrying - Engineering - Agrochemicals - Agriculture
9320 9322 FFP2	- Iron and steel foundries - Pharmaceuticals - Construction - Agriculture - Base metal manufacture - Shipbuilding/repair - Potteries - Foodstuffs - Powdered chemicals - Laboratories - Powdered additives - Saw mills
9332 FFP3	- Battery manufacturing - Pharmaceuticals - Construction - Welding and soldering - Chemical processing - Ship building/repair - Iron and Steel foundries

Standards

These products have been tested to the European Norm EN149: 2001 and have met the requirements of this standard.

The main performance tests in this standard are:

- Filter Penetration
- Flammability
- Breathing Resistance
- Performance

The products provide protection against solids, water based and non-volatile liquid aerosols and offer the protection factor given below.

Product	9310 9312	9320 9322	9332
Category	FFP1	FFP2	FFP3
Assigned Protection Factor (APF)*	4	10	20
Nominal protection Factor (NPF)	4	12	50

* As detailed in EN529:2005

Information

A range of information, specified in this standard, must be provided on the packaging of the products. A full copy of EN149 can be purchased from your national standards body

Correct Usage

The respirator may be used in concentrations of solid, water and non-volatile liquid based aerosols where the limits below are not exceeded.

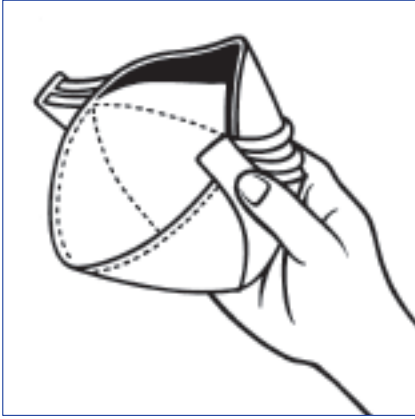
9310/9312	4 times the Occupational Exposure Limit (APF*)
9320/9322	10 times the Occupational Exposure Limit (APF*)
9332	20 times the Occupational Exposure Limit (APF*)

The Occupational Exposure Limits (WEL) are specified in Guidance note EH40 from the Health and Safety Executive (HSE).

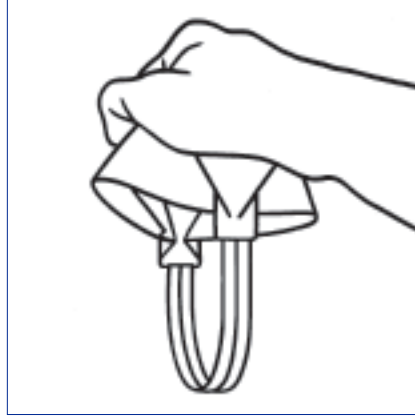


Fitting instructions

Fitting instructions must be followed each time the respirator is worn.



1. The noseclip is located in the top panel. Pre-form the noseclip by gently bending at the centre of the panel. Hold the respirator in one hand and pull out the bottom panel to form a cup.




2. Turn respirator over to expose headbands.




3. Cup respirator under chin. Ensure the two straps are separated and pull the straps over the head, one at a time.



4. Locate the lower strap below the ears and the upper strap across the crown of the head. Adjust top and bottom panels for a comfortable fit.



5. Using both hands, mould noseclip to the lower part of the nose.



6. To check fit, cup both hands over the respirator and inhale sharply. If air flows around the nose, re-mould the nosepiece.

Note - do not use with beards or other facial hair that may prevent contact between the face and edge of the respirator.

Warnings

- As with the use of any respiratory device, the wearer must first be trained in the proper use of the product.
- This product does not protect the wearer against gases, vapours, solvents from paint spray operations or atmospheres containing less than 19.5% oxygen.
- Use only in adequately ventilated areas containing sufficient oxygen to support life.
- Do not use when concentrations of contaminants are immediately dangerous to life or health.
- Leave the area immediately if:
 - * breathing becomes difficult
 - * dizziness or other distress occurs
- Discard and replace respirator if it becomes damaged, breathing resistance becomes excessive, or at the end of one shift.
- Never alter or modify this device

Respiratory protection is only effective if it is correctly selected, fitted and worn throughout the time when the wearer is exposed to hazards.

3M offers advice on the selection of products and training in the correct fitting and usage.

For help with selecting the most appropriate forms of PPE and relevant health and Safety legislation, or for more detailed product information, please contact the 3M Health and Safety Helpline on: 0870 60 800 60 (UK).

For callers within the Republic of Ireland 1800 320500



Occupational Health Group

3M United Kingdom PLC

3M Centre
Cain Road, Bracknell
Berkshire RG12 8HT
Tel: 0870 60 800 60

Occupational Health Group

3M Ireland

3M House, Adelphi Centre,
Upper Georges St.
Dun Laoghaire, Co. Dublin, Ireland
Tel: 1 800 320 500